


# How to use the Clickers






# Possible status

Off


Waiting channel

Ready


Answer sent




Everything off



Transfer light  
blinking FAST



Transfer light  
blinking SLOW




Tickmark on  
for a while



# Possible status (2)

Something went wrong



Red cross on  
for a while



# Begin of the lecture

- Turn on
  - press power button
- Select channel
  - Channel number announced by the TA
  - Press the two digits for the channel
  - Tickmark ON for 1 sec



# During Quiz

- After start you will have 45 sec
- Answer by choosing between A/B/C/D/E/F
  - button "6" is equivalent to "F")
  - button "T" is invalid
- Only your **last** choice will be recorded!



# End of the lecture

- Turn off the clicker
  - Keep "power" pressed until battery LED turns on
- **Return** the clickers in the box